

Credit Card Transaction Report

55M

Revenue

8M

Interest Earned

45M

Amount

656K

Count

Card Category	Total Trans Amt	Sum of Revenue	Sum of Interest Earned
---------------	-----------------	----------------	------------------------

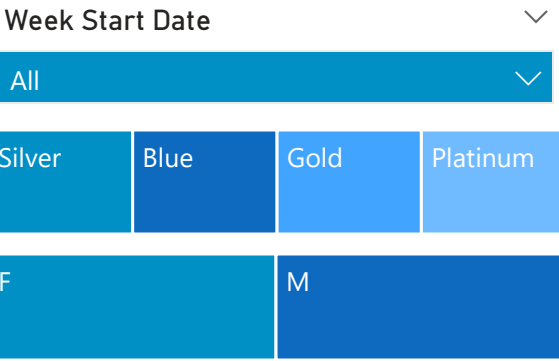
Blue	36957875	46,139,397.74	6,495,887.74
------	----------	---------------	--------------

Gold	2024078	2,454,072.16	373,784.16
------	---------	--------------	------------

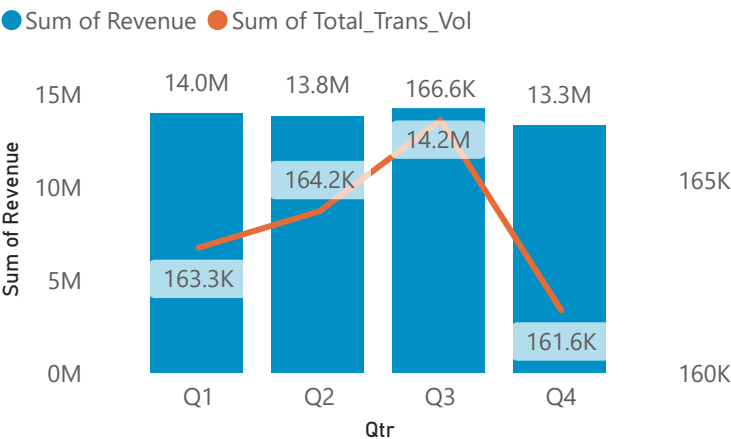
Platinum	953314	1,135,608.05	161,629.05
----------	--------	--------------	------------

Silver	4586746	5,586,332.28	812,081.28
--------	---------	--------------	------------

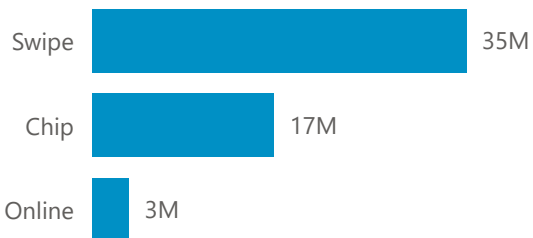
Total	44522013	55,315,410.23	7,843,382.23
-------	----------	---------------	--------------



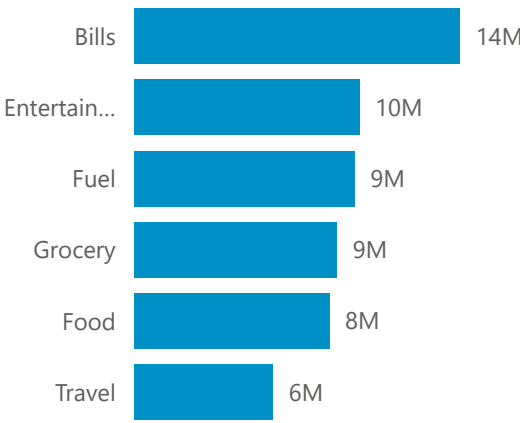
QTR Revenue and Trnsc Count



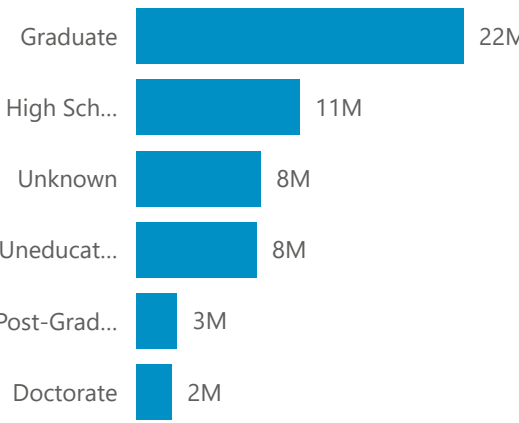
Revenue by Exp_Type



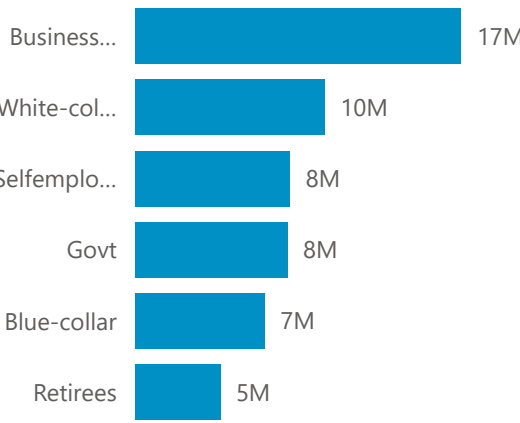
Revenue by Exp_Type



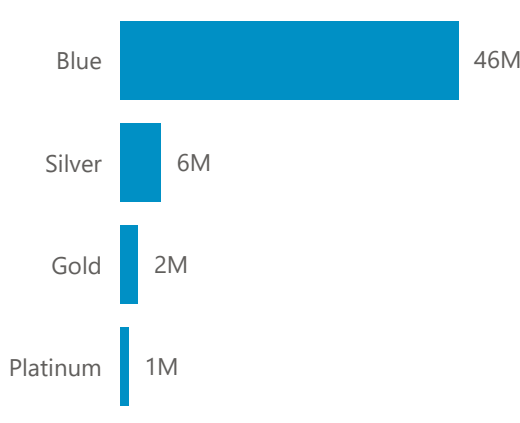
Revenue by Exp_Type



Revenue by Exp_Type



Revenue by Exp_Type



Credit Card Customer Report

55M

Revenue

8M

Interest Earned

576M

Sum of Income

3.2

Average Rating

Q4

Q3

Q2

Q1

Swipe

Online

Chip

M

30M

F

25M

Week Start Date

All

Silver

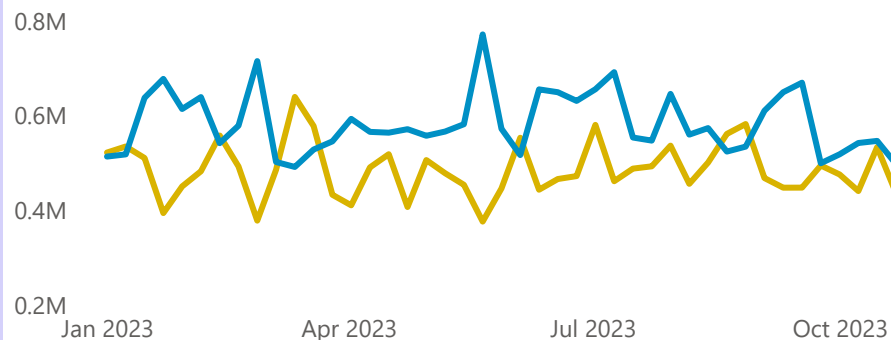
Blue

Gold

Platinum

Revenue by Week

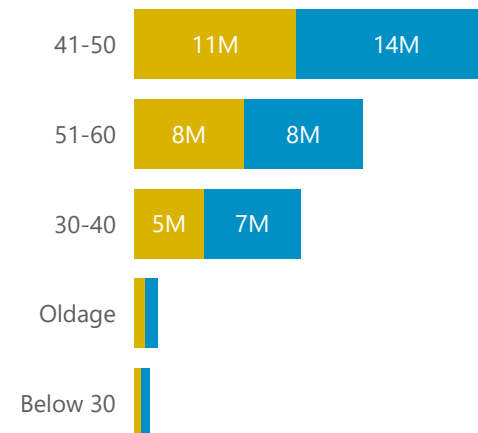
Gender ● F ● M



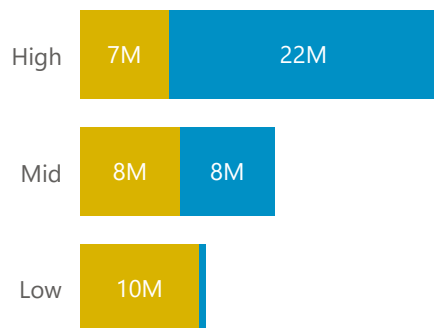
Customer_Job Sum of Revenue Sum of Income

Blue-collar	6,904,278.57	72262158
Businessman	17,387,832.31	186959919
Govt	8,111,701.37	88773989
Retirees	4,535,184.24	48675030
Selfemployeed	8,261,757.81	75313288
White-collar	10,114,655.93	103930055
Total	55,315,410.23	575914439

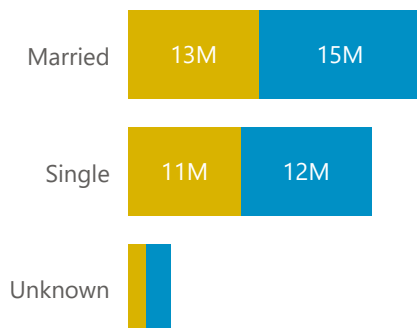
Revenue by Age Group



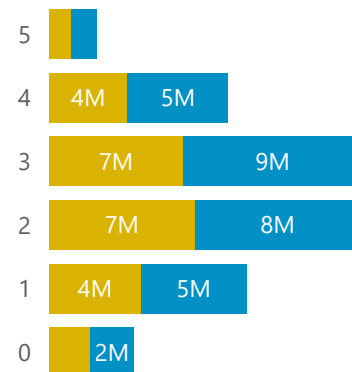
Revenue by Income Group



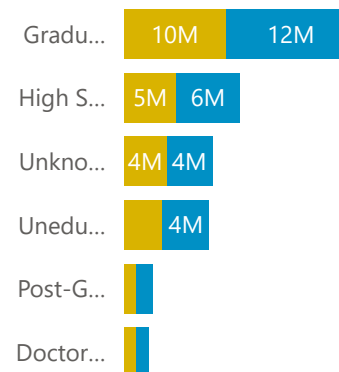
Revenue by Income Group



Revenue by Dependent CNT



Revenue by Education level



Revenue by Top 5 States

